


ATLAS YM-34 SETUP SHEET



NAME Toyomichi Nakabayashi

Date	2001.01.21
Truck(circuit)	MIWA HOBBY
Road surface temp.	
Humidity	

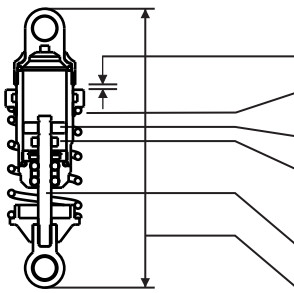
Chassis	YM-34AP YM-34SZ
Motor	Hand Wound Bullet D8T
Pinion and Spur	24T/90T
Wing	Hard Type MH8-030
Body	EB110LM MH8-023
FrontRideHeight	5mm
RearRideHeight	5.5mm



Front Section

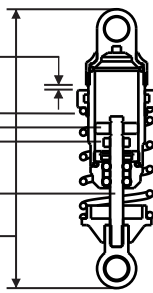
Rear Section

Shock Setup



YM8-185
Air Pressure
M MH8-168
210 MH8-556
2mm
#400
Normal
63.7mm
2mm

Shock
Shock Type
OuterSpacers
Springs
Piston
InnerSpacers
Oil
ShaftLength
Length
Rebound



YM8-185
Air Pressure
M MH8-168
210 MH8-556
0mm
#450
Normal
65.7mm
1.5mm

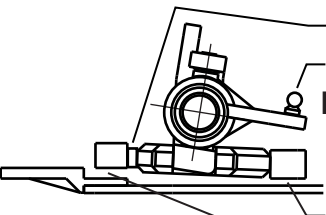
Tires

SOREX CO-24R
Racing Spoke MH7-629
YOKOMO 037M

Tire
Wheel
TireInsert

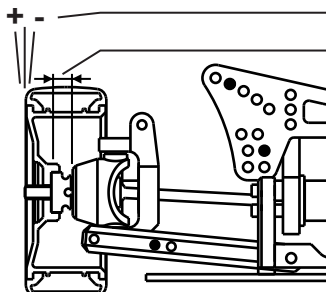
SOREX CO-24R
Racing Spoke MH7-629
YOKOMO 037M

Suspension Setup



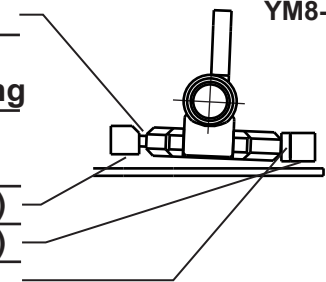
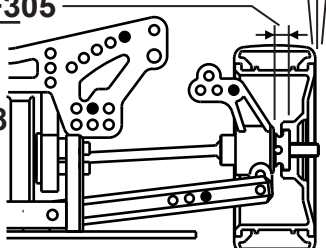
Normal Turnover
2.0mm
S M L
Nor. Hard Racing
Normal Hard
7 9
0mm(0mm)
0mm(0mm)
0
1.0
6.2mm MH8-211
YM8-114
Oneway(6mm)
Normal YM8-208

Use Racing Knuckle
Up 4mm Low 0mm

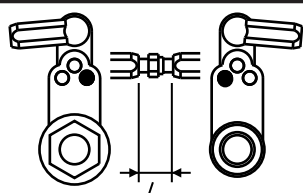


Up right
Simm
PiroBall
Upright Type
C HubType
Caster(C Hub)
KickUp Spacers
(Use YM8-165)
Toe(Plate)
Camber
Drive Washer
Center Diff
Diff Type
Sus.Arm

Normal Turnover Use Racing Knuckle 2Deg. YM8-232
2mm
Nor. Hard Racing
Normal
Not Use(1.0mm)
Not Use(0.5mm)
1.0
1.0
4.5+1 MH8-213+305
Oneway
Ball
Normal YM8-208

Steering Arm



Length 2mm

Notes

YamaYama CUP ... T.Q. & Final is Second